

### English

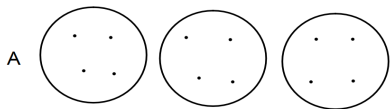
This week the children have been analysing the text Jim A Cautionary Tale. This is a text where the children began by exploring a range of scenarios and their consequences. Learning included children exploring characters' feelings and the choices they made. The text is also a resource to help the children develop good skills for writing a persuasive letter.

### Maths

Learning continued with multiplication and division where the children developed their problem solving and reasoning skills. They looked closely at given problems and had to explain how or why the answer is or isn't correct. The children demonstrated their understanding of a word problem by drawing, saying, adding, multiplying and dividing word problems in the 3x and 4x. E.g.

Which picture represents this calculation?

$$3 \times 4 = 12$$



Explain how you know?

### Foundation

In History, the children completed the last of their learning in our Stone Age topic. They learned about how life developed from that period to the Bronze Age and the Iron Age. They were fascinated by the new knowledge and were able to make good comparisons between the three eras and modern times.

**PE KITS - please provide a PE kit for your child every Wednesday and Friday. The children will need at least a change of top and appropriate shoes. Long hair should also be tied back during every PE lesson.**

There are 3 cakes with 4 smarties on each cake. How many smarties are there? Spot my mistake and explain what I did wrong.

Draw it	Say it
	There are 3 equal groups with 4 in each group. There are 12 altogether
Add it	Multiply it
$4 + 4 + 4 = 12$	$3 \times 4 = 12$

## Home Learning

### Maths

Continue learning the 2, 3, 4, 5, 8 and 10 times tables in sequence and randomly.

1. Tom says 'I can use my 4 times table to help me work out my 8 times table'. Is he correct? Convince me.

2. Start this rhythm, clap, clap, click, clap, clap, click.

Carry on the rhythm, what will you be doing on the 15<sup>th</sup> beat? How do you know? What will you be doing on the 20<sup>th</sup> beat?

Explain and prove your answer.

3. Sasha needs 40 points to buy a football.

Blue counters are worth 3 points and green counters are worth 4 points. These are the counters she wins:



Does she have enough? Explain why.

### Spellings

Remember to keep practising your beautiful handwriting. From each category, choose at least 4 of the words you find most difficult to spell. Use the different ideas to help learn to spell those words.

#### Bubble Letters

Write your spelling words using bubble lettering and then colour them in.

spell

#### Order! Order!

Write your spelling words out in alphabetical order.

#### Word Scramble

Ask a friend or grown-up to scramble all of the letters in each of your spellings.

Can you work out each anagram?

#### Spelling Story

Can you write a passage of text that contains all ten of your spelling words? It's not as easy as you think!

#### Add 'Em Up!

Give each of your spelling words a score: 2 points for a consonant and 5 points for a vowel. Which word wins?

#### Speed Write

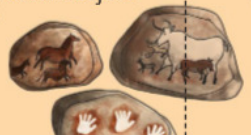
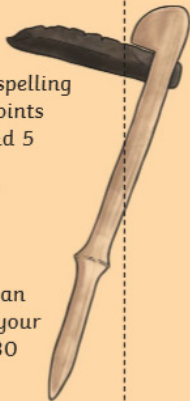
How many times can you write each of your spelling words in 30 seconds?

#### Dictionary Definitions

Look up each of your words in a dictionary (or an online dictionary). Do you understand what each word means?

#### Spelling Hangman

Use your words to play hangman with a partner or grown-up. Can they guess all the letters before it's too late?



Week 1	Week 2	Week 3
kindly	happily	gently
quickly	angrily	simply
safely	lazily	humbly
rudely	easily	nobly
sweetly	busily	horribly
strongly	greedily	terribly
bravely	messily	possibly
secretly	wearily	incredibly
finally	cheekily	comfortably
usually	clumsily	probably
Week 4	Week 5	Week 6
basically	truly	believe
frantically	duly	appear
dramatically	wholly	often
magically	fully	group
tragically	daily	breath
comically	publicly	continue
actually	dryly	arrive
accidentally	slyly	women
occasionally	shyly	describe
eventually	coily	height