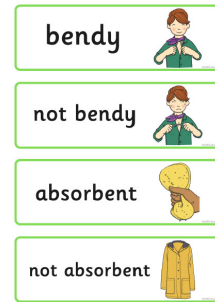



Year One Home Learning

Week 8.11.19



This week we have been...

- * on a fantastic trip to the Horniman to make our own puppets!
- * writing the story of the Three Little Pigs.
- * using a ten frame to find different subtraction facts within 10.
- * describing and sorting materials in science.

For home learning, you can...

- * Use the number bond fortune teller to practise your number bonds.
- * Find materials around your home and describe the properties it has.
- * Remember to read with your child every day.

Phonics

In Sophie's group we have been learning ir (bird) and we have also been learning tricky words Mr, Mrs, looked, called and asked.

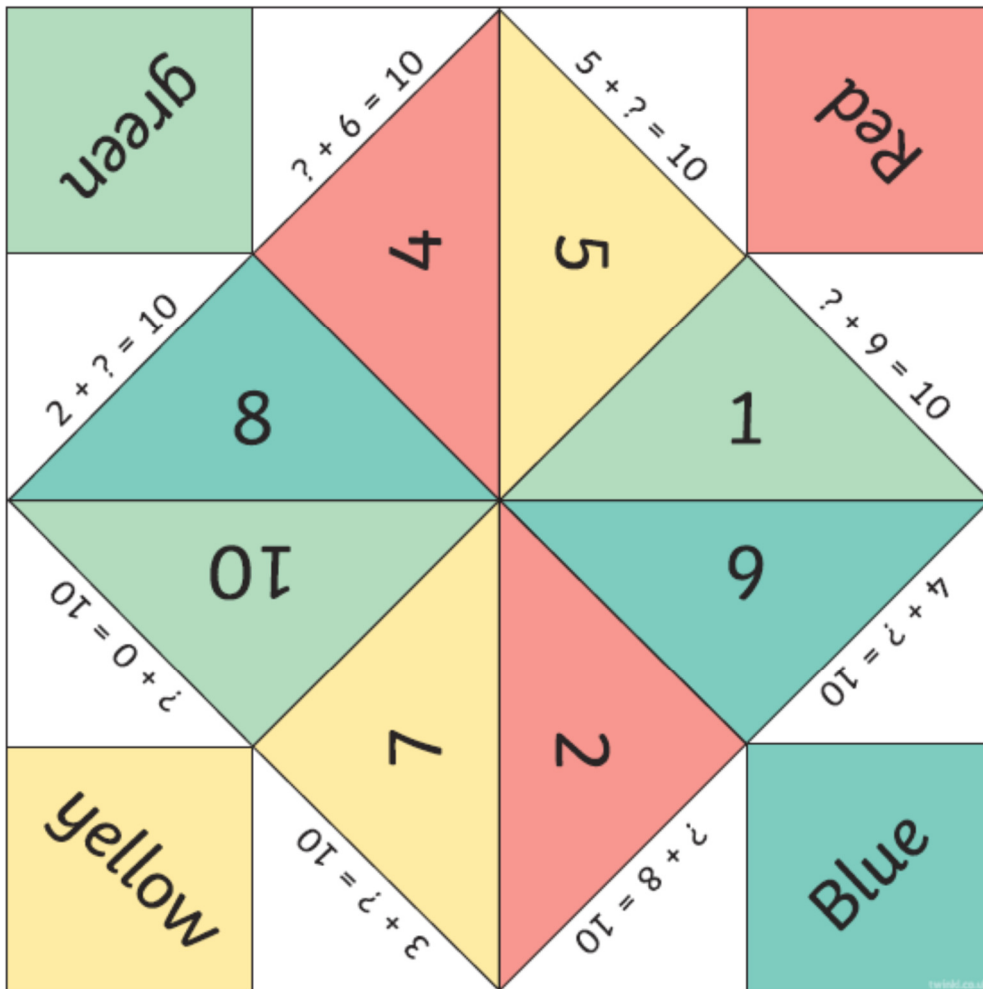
In Sarah's group this week we have been learning the split diagraphs /a-e/ (e.g. take, make), /o-e/ (phone, home) and /i-e/ (e.g. like, time).

In Stephanie's group we have been reviewing ccvc words for example: stop, clap, trap, frog and learning to write the tricky words have, like, come, some.

This week in Leela's group we have been practising all the Phase 3 tricky words and we have been putting the word into sentences to work on sentence formation.

In Rez's group we have been learning the phase 3 sound "ee" as in feet, meet, seen. We also have been learning to write the tricky words are/you/my.

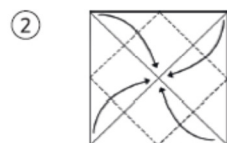
Make a number bonds Fortune Teller. Follow the instructions and play away!



Instructions



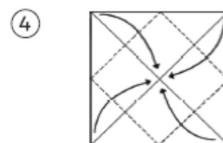
With pictures face down, fold on both diagonal lines. Unfold.



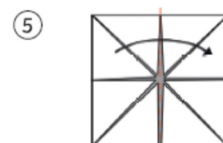
Fold all four corners to the centre.



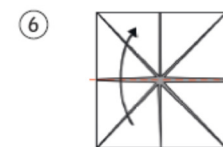
Turn paper over.



Once again, fold all corners to the centre.



Fold paper in half and unfold.



Fold in half from top to bottom. Do not unfold.

⑦



Slide thumbs and forefingers under the squares and move the fortune teller back and forth to play.