



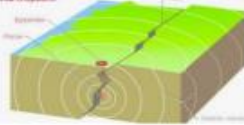








**Topic projects or activities:** linked to the current topic in class are suggested on the website at the beginning of each half-term. These are optional home learning activities which are designed to stimulate a creative or research-based approach to the topic, to enrich your child's understanding. Please see below for this term's suggestions.

Below are some ideas for optional, topic based, home-learning projects linked to Volcanoes and Eruptions.

<p>Create an advice leaflet outlining what to do should a volcano erupt.</p> 	<p>Draw a picture of a volcano scene</p> 	<p>Write an acrostic poem using the letters from the word 'VOLCANO'</p> 	<p>Fact page about volcanoes or Pompeii</p> 	<p>Create a fact file or poster about how Earthquakes happen</p> 	<p>Create a leaflet about what to do in an earthquake.</p> 
<p>Make a 3D volcano model</p> 	<p>Write an adventure story set around a volcanic eruption / Pompeii</p> 	<p>Research and present findings in your own words about different types of volcanoes</p> 	<p>Create a board game inspired by volcanoes</p> 	<p>Write an explanation text about the Richter scale.</p> 	<p>Create a story about an Earthquake.</p> 