



# Transition Year 5 to Year 6

Tuesday 1<sup>st</sup> July 2025



# Aims


To support you and your child I will briefly outline:


- the expectations and academic demands of the Year 6 curriculum
- the end of Key Stage Two SATs tests
- the application and transition to secondary school
- PGL school journey in October



## How Year 6 will look

Mostly no different to other years!

- Children may be grouped for specific lessons
  - There will be practice tests throughout the year
  - Small development groups will be used throughout the year to support children with specific areas of learning
  - Homework books – children will have specific workbooks and will be set pages according to the work they are doing in class
- 



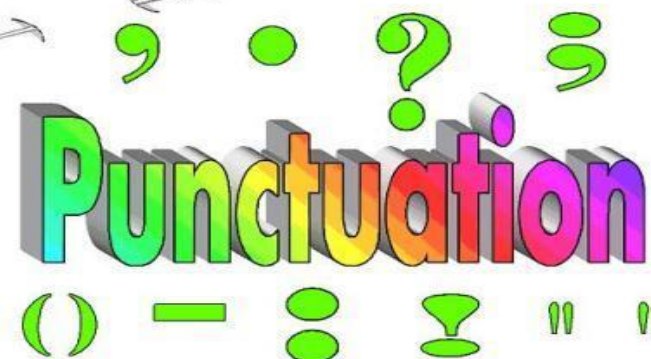
# End of Key Stage 2 Standardised Achievement Tests - SATs

- These are statutory assessments and happen in May – we will hold a meeting outlining details closer to the time
- 3 subjects are done in test format: Reading (R), Mathematics (M) and grammar Punctuation & Spelling (GPS)
- 2 subjects are teacher assessed: Writing and Science

# Grammar, Punctuation and Spelling (GPS)



Grammar

A yellow rectangular card with the word 'Grammar' in a large, blue, checkered font. The background is decorated with several white and orange stars.

Punctuation

A black rectangular card with the word 'Punctuation' in a large, colorful, 3D font. Above the word are several green punctuation marks: a comma, a period, a question mark, and a semicolon. Below the word are more green punctuation marks: parentheses, a hyphen, a colon, an exclamation mark, and two sets of double quotes. The card is framed by a black border.

Spelling

A pink, cloud-shaped card with the word 'Spelling' in a large, black, cursive font. The card is decorated with two cartoon bees, one on the left and one on the right, and several small purple and pink flowers. A dark grey arrow points from the left towards the card.

# SATs Questions SPaG

## Grammar, Punctuation and Spelling

27

Underline the **subordinate clause** in each sentence below.

Although it was getting late, Dan still hadn't finished his homework.

If you get hungry, help yourself to a snack.

I really enjoy swimming, despite finding it difficult.

---

1 mark

# SATs Questions SPaG

## Grammar, Punctuation and Spelling

6

Which sentence uses the **colon** correctly?

Tick **one**.

I bought several beach toys a bucket: a spade a ball and a kite.

☐

I bought several beach toys a: bucket, a spade, a ball and a kite.

☐

I bought several beach toys: a bucket, a spade, a ball and a kite.

☐

I bought several: beach toys, a bucket, a spade, a ball and a kite.

☐

---

1 mark

Reading







# SATs Reading Text:

The howl pierced the darkening sky and made Innis Munro stop dead in his tracks. He pulled his hood down, listened intently. The only sound was his beating heart.

*That was a wolf, he thought.*

But it couldn't have been. There were no wolves on the island of Nin, no wolves in Scotland any more, not for almost three hundred years. It was just a trick of the wind.

He pressed on but kept his hood down. The afternoon light of early March was fading fast, snow was falling, and he was still a good half-mile from home.

Innis walked faster, told himself it was not the howl that made him hurry but the gloomy sky and gathering snow. He was crossing 'the Barrens' – the middle of the island where the land was bumpy and boggy.

# SATs Reading Questions:

29

*'The Barrens'* was the name for...

Tick **one**.

a snowy, wooded area.

☐

sandy land on the coast.

☐

a wet area of rough ground.

☐

fields of grass and crops.

☐

---

1 mark

38

Look at the paragraph beginning: *Innis sat up...* to the end of the text.

Innis meets the boy. What do you learn about the boy's personality?

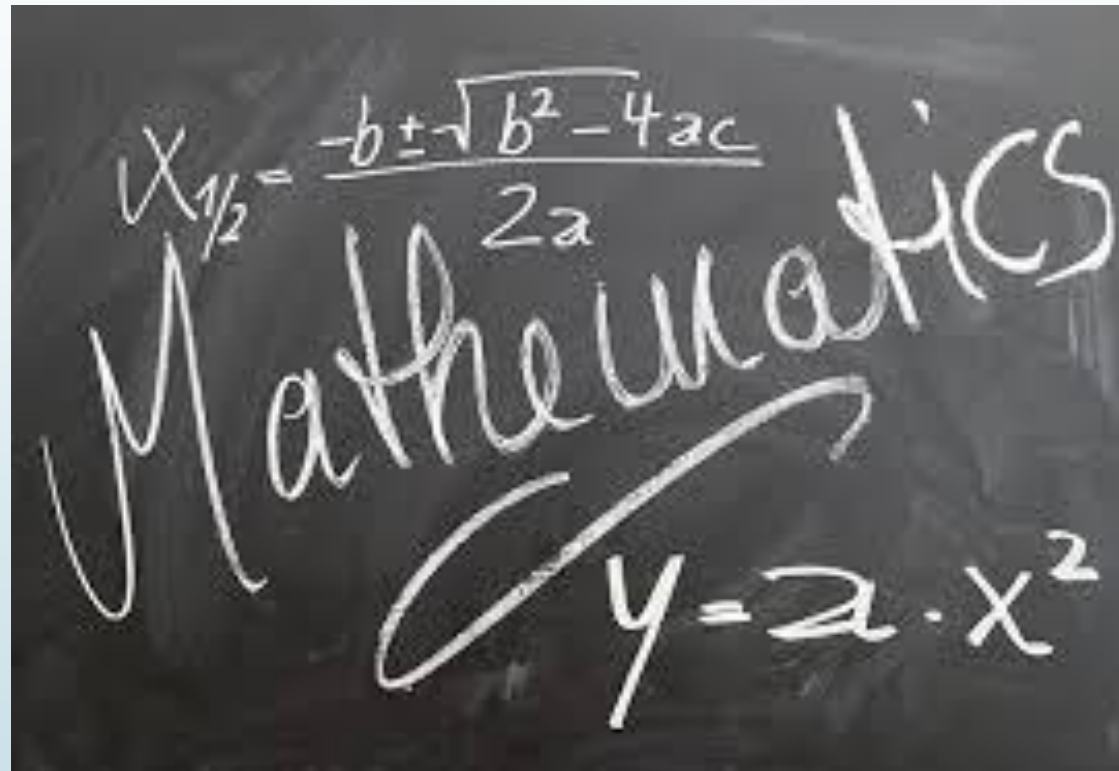
Give **two** things, using evidence from the text to support your answer.

Personality	Evidence
<hr/>	<hr/> <hr/> <hr/>
<hr/>	<hr/> <hr/> <hr/>

---

3 marks

# Mathematics



# SATs Questions Mathematics

## Maths Paper 1: Arithmetic

24

$$15.4 - 8.88 =$$

1 mark

25

1 3 | 3 0 1 6

Show  
your  
method

2 marks

# SATs Questions Mathematics

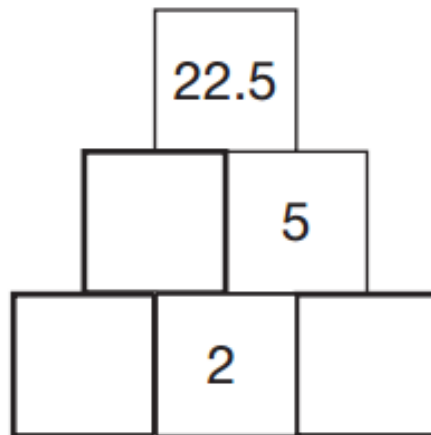
## Maths Paper 2 / Paper 3 : Reasoning

14

Here is a number pyramid.

The number in a box is the **product** of the two numbers below it.

Write the missing numbers.



2 marks

# SATs Questions Mathematics

## Maths Paper 2 / Paper 3 : Reasoning

16

Large pizzas cost £8.50 each.

Small pizzas cost £6.75 each.

Five children together buy one large pizza and three small pizzas.

They share the cost equally.

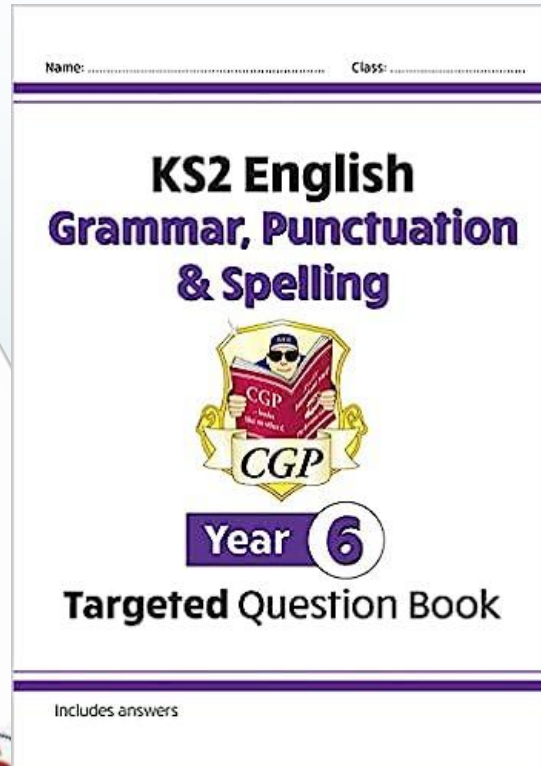
How much does each child pay?

Show  
your  
method

£

2 marks

# Home learning in Year 6



READING!



# Applying for secondary school

- Application for secondary schools takes place in the beginning half of the Autumn term – it is something you should be starting to think about now if you have not already.
- The application is made online.
- You and your child have a choice about which school they will attend but it is also very important that you are realistic when making the application.
- Children at Kilmore move on to a wide variety of excellent schools both inside and outside of Lewisham borough.
- This is an exciting time but can also cause anxiety. It is important that you are prepared, take your time and discuss the process with your child to reduce any worries they may have.

# Applying for secondary school: How to apply

- Applications for secondary school places can only be made online at [www.eadmissions.org.uk](http://www.eadmissions.org.uk)
- At the start of the application you will be asked for your postcode; this will identify which borough you live in and ensure your form is sent electronically to that local authority when you submit it.
- If you applied electronically for your child's reception place, you will use the same login information to apply for a secondary place.
- You can start to apply once the website opens on 1<sup>st</sup> September 2025
- You can save your application as you go along and amend it; once submitted it cannot be changed. You will receive an automated email confirming receipt and a list of the schools you have applied for.
- If you submit your application before the deadline, it will not be processed until after the closing date with everyone else.

# continued...

Some schools need extra information from you when you apply. For September 2026 admission, you need to complete a supplementary information form if you are applying for:

- [Bonus Pastor Catholic School](#) – faith applicants
- [Haberdashers' Hatcham College](#) – music places (application by mid-September)
- [Prendergast School](#) – music places (application by mid-September)
- [St Matthew Academy](#) – faith applicants
- [Trinity Church of England School, Lewisham](#) – faith applicants (also has open places available)

You can get supplementary information forms directly from the school. You can also download a form from the school's website and return it directly to the school by 31 October 2025.

If a school requires a supplementary information form and does not receive it, your application will **NOT** be considered.

# Applying for secondary school: the Process

- Discuss your ideas as a family.
- Spend time familiarising yourself with the council's website:

[Lewisham Council - Applying to start secondary school in September 2025](#)

- Think about what types of school would best suit your child (E.g. Academy, Community, Free, Foundation, Faith)
- Obtain information about schools in other boroughs by visiting their websites.
- List possible schools; be realistic with reference to the admissions criteria, especially thinking about how far away you are by foot (walking distance).
- Look online at a school's prospectus; visit schools.
- Gather any supporting evidence that may be required e.g. a letter from a church leader for a faith school, doctor's letter for a medical need or social worker's letter.
- Make your informed choices and complete the application form(s) online; **at the very latest by Friday 31<sup>st</sup> October.**



# Visiting Prospective schools

- It is **vital** you and your child visit the school – don't go on other people's opinions or what you have heard.
- Make a schedule so you are not trying to visit all schools in the same week (some open day dates are already on school's websites and some need to be booked).
- Make a checklist of things that are important to you before you go.
- Outline questions you want to ask when you visit.
- Inform Kilmore when you are out visiting a secondary school for attendance purposes.

# Important dates

<b>Schools open for visits</b>	<b>September/October 2025</b>
<b>Closing date for applications</b>  Apply online at <a href="http://www.eadmissions.org.uk">www.eadmissions.org.uk</a>	<b><u>Friday 31 October 2025</u></b>  we recommend you submit your online application earlier than this date
<b>Closing date for supplementary forms (if required)</b> To be returned direct to the school	<b><u>Mid / End October</u></b> (Varies according to school)
<b>Closing date for scholarship forms</b>	<b><u>Mid-September / Early October</u></b> (Check with individual school)





## Year 6 Trip to PGL Windmill Hill 20<sup>th</sup> – 24<sup>th</sup> October

- Located in the Sussex Downs with a large range of activities on offer.
- Lively evening activity sessions run by the PGL team.
- 6 members of school staff will accompany the children.
- All dietary requirements are catered for. Sample menu available on the website:

<https://www.pgl.co.uk/en-gb/school-trips/menus-and-food>



# Activities:





A decorative graphic on the left side of the slide, featuring several thin, curved, light blue lines that sweep upwards and outwards from the bottom left corner.

Most rooms sleep 4–6 children and all have their own bathroom.



## Sample day on a Multi Activity mini break

Schedule	Activity
Breakfast	Off to the dining room with the rest of your group to fuel up for the day, you'll need plenty of energy to keep you going. Breakfast includes cereals, toast, yogurts, porridge, and cooked breakfast – you choose! Don't forget to refill your drinks bottle before you head off to your first activity
Morning Activities	High Ropes and Trapeze
Lunch	Worked up an appetite? Great – it's time to replenish your energy stores with the dining room. If you have energy to spare after lunch your Group Leader will always be ready for a quick kickabout with a ball or you could relax and chat with your new friends.
Afternoon Activities	Orienteering and Kayaking
Dinner	Time to eat again – a different menu each day (and did we mention, often evening meals come with a hot pudding too – or you can stick with fruit if you prefer).
Evening Activities	Talent shows, campfires, quizzes and much more – your evening activities programme gives you the chance to get together with everyone else in your age group and have some laughs.
Bedtime	Bedtime. The younger ones go first whilst older groups have time to chill out and chat or watch a DVD. Then it's lights out and time to sleep ready to do it all over again tomorrow!

Please note this is a sample itinerary for illustrative purposes only. Itineraries will be planned by the centre shortly before your arrival.



# Questions?