

Year One Home Learning 7.11.22



This week we have been:

- Designing and making our own “Wild Thing” monsters
- Making lists of resources we need for our monsters
- Thinking of adjectives to describe the monsters
- Creating a simple map between home and school



Next week we will be:

- Beginning to look at castles through the ages
- Creating a shelter for Max
- Writing a letter to comfort Max

For home learning, you can...

- * Teach your children the tricky words below
- * Read to your child read every day and listen to their Little Wandle book on the weekend.
- * Search for and bring in resources/ packaging to make a shelter and for junk modelling

Phonics

This week we learnt the alternative spelling of /oa/ - /o/ as in banjo, /igh/ - /i/ as in spider, /ai/- /a/ as in paper and /ee/ - /e/ as in she. Can you think of more examples using these sounds?

We have also been learning the tricky words **Mr, Mrs, Ms, ask, their** and **oh** as well as practicing previously learnt tricky words.

Attached is the Little Wandle Phoneme mats to help your child with writing at home.

Phonics

Little Wandle reading started this week and the children have settled in really well with their new group and adult. The children will remain in these groups for the next six weeks. They will take home their book on Fridays after reading it three times, focusing on de-coding (sounding it out), prosody (expression) and comprehension.

Please ensure your child reads the book to you on the weekend and you must return it on a Monday

Bug club books have been updated and we have this scheme until January (then we will move to the Little Wandle e-subscription) so please use the books with your child. Let your teacher know when you have finished the books and need some more.




















Don't forget P.E kits on children's outdoor P.E days this half term.

Have a fabulous and restful weekend!

The Year One Team

Grow the code grapheme mat














Phase 2, 3 and 5

 s ss c se ce st sc	 t tt	 p pp	 n nn kn gn	 m mm mb	 d dd	 g gg	 c k ck cc ch	 r rr wr	 h
 b bb	 f ff ph	 l ll le al	 j g dge ge	 v vv ve	 w wh	 x	 y	 z zz s se ze	 qu
 ch tch ture	 sh ch ti ssi si ci	 th	 ng	 nk	 a	 e ea	 i y	 o a	 u o-e ou



Grow the code grapheme mat

Phase 2, 3 and 5

 ai ay a a-e eigh aigh ey ea	 ee ea e e-e ie y ey	 igh ie i i-e y	 oa o o-e ou oe ow	 oo ue u-e ew ou ui	yoo ue u u-e ew	 oo u* oul	 ar a* al*
 or aw au aur oor al a oar ore	 ur er ir or	 ow ou	 oi oy	 ear ere eer	 air are ere ear	zh su si	

*depending on regional accent