


This week in Reception

This week in Reception the children had a fantastic time celebrating the Summer Solstice and learning about the movement of the Earth around the sun. Although the weather has been pretty sticky, it has been perfect for all our discussions about the official beginning of the summer season and how to stay safe in the heat.


On Wednesday, to mark National Writing Day 2023, the children's Arthur McBain, read his books to each of the Reception classes answered lots of questions about how to become an author and exciting stories. The children listened attentively and were clearly enthralled by what he had to say. This experience really inspired the children to write and the following days were spent making and writing thank you letters. It was especially lovely to see some more reluctant writers having a go!




author,
and
write

many of
books
of our

At
The



the



end of the week we talked about Refugee Week and what this is. children had some really meaningful discussions about the importance of having a home and feeling safe, and enjoyed the story Lubna and Pebble, which

references displacement in a very age-appropriate way.


Phonics:

This week we continued to practise reading words containing adjacent consonants and digraphs (such as **scrunch**, **squelch**, **twist** and **strong**). We also consolidated the children's knowledge of the tricky words are, pure, sure, was, do and learnt the new tricky words **were**, **here**, **little** and **says**.

Maths:

We have continued to use the rekenreks this week to practise composition of number. We looked at pulling numbers apart, putting them back together and practising adding 1 more and taking 1 away. We also talked about mathematical symbols (though we do not expect the children to use these yet)

with a real focus on the word 'equals' ("meaning exactly the same as"). Some children also began finding ways to record their findings on whiteboards.



Advice on how to discuss the transition into Year 1 with your child:

Much of our focus from now, will be around preparing children for the transition into their new classes. At school we will be talking to the children about how exciting being in a new class will be, whilst also addressing any anxieties children may have. To reinforce this in your home you could:

- Explain that your child will still get to see friends from their current class (play times, phonics groups, communal year 1 outdoor area used daily in the first term)
- Tell your child that they will be able to keep old friendships but have even more friends through meeting new people
- Possibly organise playdates with new classmates outside of school, once the new class information has been released during the next half term.
- Reassure your child that they will get to see their new classroom and the Year 1 areas several times before making the transition in September
 - For any children who are particularly anxious or have additional needs, they will be able to visit their new classroom as much as is needed before September
- Let your child know that current Reception teachers will be available to welcome all children into their new classes on their first day of Year 1.

School website

Please do visit [our website](#), you can find details of forthcoming events on the [calendar](#) (& you can subscribe to your child/ren's year group so it will auto update your calendar), as well as photos of learning activities including educational visits in the [photo gallery](#), read all about recent events and sporting achievements in the [school news section](#) and much, much more!

Request from Shula (teacher)

I am writing to tell you about an exciting project I am undertaking to put together sets of sand play equipment that will stimulate and challenge all pupils in our early phase classrooms. I am looking for an assortment of resources that will enable the children to explore and develop the key behaviours of sand play which are - digging, filling, pouring (emptying), moulding and sifting. This is where I'm asking for your help! Have you any of the items listed below that you could donate?

Cutlery (metal and strong plastic), spatulas, wooden spoons, slotted spoons, ladles, whisks, potato mashers, sieves, tea strainers, colanders, scoops, measuring spoons, funnels, moulds, jugs, buckets,

pots , saucepans, small spades.

Due to limited storage space, I am looking for the smaller kitchen utensils, pots, jugs, bottles, etc.

Please give any donations to class teachers stating,“ sand project” or “Shula”.

Thank you for your support.

The Reception Team

