


Year One Home Learning

07.10.22



This week we have been:

- * Learning about the story of Handa's Surprise
- * Drawing fruit from the story
- * Exploring the composition of numbers 6, 7 and 8
- * Looking for signs of autumn
- * Learning ball skills - chest passes and under arm passes
- * Learning about the Creation story

For home learning, you can...

- * Use the Part Part Whole template on the back of this letter to show how you can split numbers up in different ways. The children don't have to write numbers if they are not yet ready, they can use little objects like Lego bricks or beads to represent the numbers.
- * Have a look at different maps (e.g. travel maps, Google maps, maps of shops). Why are they useful? Can you make a map of how to find something in your home?
- * Listen to your child read every day.

Fruit

As part of our new story 'Handas Surprise' we will be tasting, describing and drawing fruit. Next week you can bring one of these fruits to help us with our learning:

Guava	Mango	Tangerine	Passion fruit
Avacado	Banana	Pineapple	

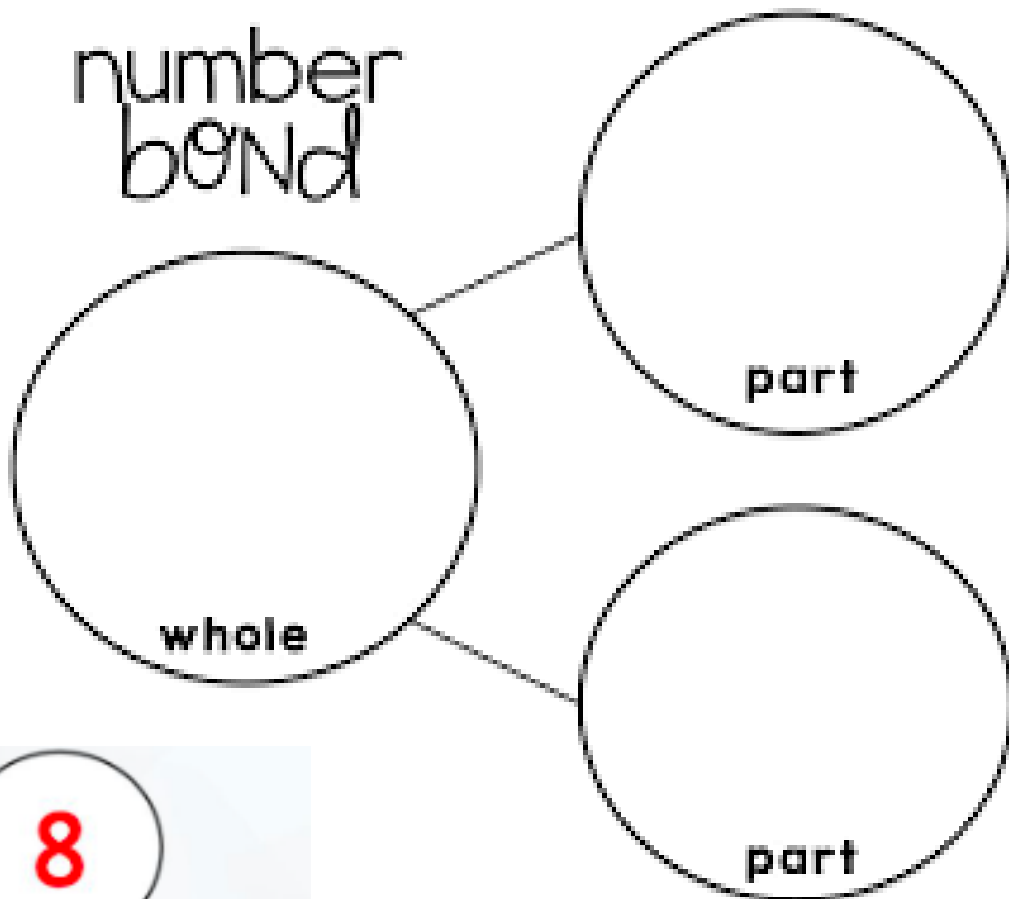
Phonics

We have been learning the new digraphs 'ay' (play), 'ou' (proud), and practising reading and writing the tricky words – said, says, you, do



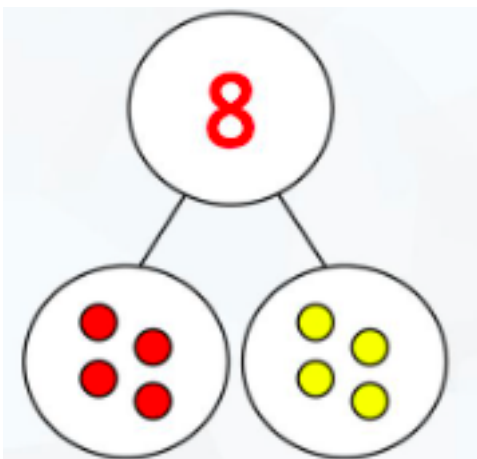
Have a fabulous and restful weekend!

The Year One Team

number bond



Time Page 1-6 2024



Some examples of our learning this week - story maps, writing stories and creating drawings of fruit.