

Parent Workshop: Phonics and Reading in Reception and Year 1

Why are we changing how we teach phonics and reading?

- We have a strong track record of teaching phonics and reading with good scores in the Year 1 Phonics Screening check
- The Letters and Sounds Programme we previously used has been phased out as it is not a validated scheme
- We thoroughly researched all the Government approved schemes to find one we thought would work best with our children and school
- We are committed to high quality teaching and supporting all children to become confident readers and writers





Little Wandle Letters and Sounds Revised

Our school has chosen *Little Wandle Letters and Sounds Revised* as our systematic, synthetic phonics (SSP) programme to teach early reading and spelling.





Phonics



‘Little Wandle Letters and Sounds Revised’ is a complete systematic synthetic phonics programme.

Which Year Groups?

Reception, Year 1 and Autumn term of Year 2.

Some children in year 2 will continue with intervention support.

What does it involve?

- 5 whole class phonics lessons per week
- Use of mnemonics, phrases and flashcards
- 3 reading sessions per week in a group of 6 children
- Additional support and reading sessions for those that need it
- Reading a well known text at home with your support- children should not struggle with this.

What parents and carers need to know about phonics



Key vocabulary

Phoneme

Split vowel digraph

Grapheme

Blend

Digraph

Segment

Trigraph

How to pronounce each sound



Phase 2 sounds taught in
Reception Autumn 1



Phase 2 sounds taught in
Reception Autumn 2



Phase 3 sounds taught in
Reception Spring 1

Parent and Carer Task



How many phonemes in the words...

bake ladder shock bank

How many digraphs in the words...

thanks shower lightning

What parents and carers need to know about phonics



How to blend sounds to read words



Some children learn to blend really quickly, and others take a little longer. If your child is finding it difficult, ask your child's teacher for ways to help at home.

<https://www.littlewandlelettersandsounds.org.uk/resources/for-parents/>

What tricky words are and how we teach them



How we teach tricky words









Teaching Order

Weekly

- 4 new sounds a week
- 1 day a week for revision
- You will get a list of the sounds that we are learning to have at home

Phase 2 grapheme information sheet

Autumn 2

Grapheme and mnemonic	Picture card	Pronunciation phrase	Formation phrase
	 jellyfish	Pucker your lips and show your teeth use your tongue as you say j j j	All the way down the jellyfish. Dot on its head.
	 volcano	Put your teeth against your bottom lip and make a buzzing vvvv vvvv	Down to the bottom of the volcano, and back up to the top.
	 wave	Pucker your lips and keep them small as you say w w w	From the top of the wave to the bottom, up the wave, down the wave, then up again.
	 box	Mouth open then push the cs/x sound through as you close your mouth cs cs cs (x x x)	Start at the top, then across to the bottom of the box. Start at the top, then across to the bottom of the box.

Progression Map

- An overview is available on the Little Wandle website

Example:

Autumn 2 Phase 2 graphemes	New tricky words
ff ll ss j v w x y z zz qu ch sh th ng nk <ul style="list-style-type: none"> • words with -s /s/ added at the end (hats sits) • words ending -s /z/ (his) and with -s /z/ added at the end (bags) 	put* pull* full* as and has his her go no to into she push* he of we me be



Reading and Spelling



KILMORIE
PRIMARY SCHOOL

ea

each /ee/
h**ea**d /e/
br**ea**k /ai/

This is an example of what the children learn in Year 1.

Children learn that there are graphemes that can have different sounds and sounds that can be made with different letters.

Parent and Carer Task



Can you think of all the different ways to write the phoneme
sh?

Parent and Carer Task



*Can you think of all the different ways to write the phoneme **sh**?*

Answers

shell

chef

special

caption

mansion

passion



Spelling



shop

1. Say the word
2. Segment the sounds
3. Count the sounds
4. Write them down

sh/o/p

shop

sh/o/p

1 2 3



How we teach reading in books?



Reading practice sessions are:

- Timetabled three times a week
 - First session on decoding (sounding out words)
 - Second session on prosody (reading with expression)
 - Third session on comprehension
- Taught by a trained teacher/teaching assistant
- Taught in small groups with a few exceptions in reception
- A chance to develop fluency



Reading



We use assessment to match your child to the right level of book

Little Wandle Letters and Sounds Revised Reception Child assessment

Autumn 1

m	a	p	c	o
s	g	k	u	h
i	t	n	r	f
d	ck	e	b	l

sat man hug red peck





Reading a book





If the book is at the right level your child should:

- Know all the sounds and tricky words in their phonics book.
- Read many of the words by silent blending (in their head) – their reading will be automatic
- Only need to stop and sound out about 5% of the words by the time they bring the book home – but they should be able to do this on their own.





Reading at home



Children will bring home a 'learning to read' book and a book for sharing with you. This book is SO important. This is how we are going to give them the WILL to read. They will read the 'learning to read' book and you (adult) will read the sharing book.

Please read with your child as often as you can – at least once a day if possible. Make sure to celebrate their success!



Shared book



The shared book is for YOU to read.

Make sure you are all ready to read/listen to a story – relaxed

Make the story sound as exciting as you can by changing your voice.

Talk with your child as much as you can:

- Introduce new and exciting language
- Encourage your child to use new vocabulary
- Make up sentences together
- Find different words to use
- Describe things you see





Any questions?



Please use the Little Wandle website, it does not need a login and has lots of useful resources for parents and carers.

<https://www.littlewandlelettersandsounds.org.uk/resources/for-parents/>

If you have any questions please speak to the staff in your class or send an email to info@kilmorie.lewisham.sch.uk adding FAO of Early Phase AHT or Naomi.

We will be compiling a list of FAQ and will add these to our school website.