

Weekly Learning Letter

Date: 4th November 2024

Welcome back! We are very excited about the term ahead and starting our new topic – **The Plague and The Fire of London!**



This week in Year 2:

We had our writing assessments this week, we retold the story we read last half term 'The Lost Wolf.' It was our chance to show off what we had learnt and apply all of our new skills to our stories.

We began our new topic by thinking about what history is and the historical events that we already know about. We had some mystery boxes from the past arrive in our classes which had some objects in them. We had to guess what we thought the objects were by only using our hands. Once we had made our guesses, the objects were revealed to us, and we discovered what our new topic is. Over the next few weeks, we will learn why these objects were important when it came to the Plague. Can you remember what the objects were? Why do you think these objects are related to the Plague? What might we discover?

Maths / Number:

In maths, we have been looking at calculating the difference between numbers. We have been investigating different strategies to use to solve finding the difference problems such as subtracting, counting on, bar models, number lines and using our number bonds. We have also started to look at pictograms and bar models. Can you have a go at solving the problems below?

Task A Difference between consecutive numbers

1) Fill in the missing numbers.

$$6 - \square = 1$$

$$7 - \square = 1$$

$$8 - \square = 1$$

$$\square - 10 = 1$$

$$15 - 1 = \square$$

$$13 - \square = 12$$

$$\square - 1 = 12$$

$$\square = 13 - 1$$



The number of minibeasts found in the Class 2 garden

Slugs											
Spiders											
Ladybirds											
Snails											
Butterflies											

How many more butterflies did they find than spiders?

How many fewer snails than ladybirds did they find?

Phonics / Spellings:

This week, we will be focusing on these words:

- hour
- move
- prove
- improve

In whole class phonics we have been looking at:

se (makes the z sound) – cheese, please, noise, raise

se (makes the s sound) - mouse, horse, nurse

ce (makes the s sound) - fence, piece, bounce, fence, sentence

ey (makes the ee sound) - donkey, key, money

ui (makes the oo sound) - fruit, juice, bruise, suitcase

ou (makes the oo sound) - youth, soup, group

Our tricky words are;

where, who, whole

Please practise these sounds and words at home. Can you use the words in sentences?



Here is a link to a video which will support you in understanding how to say the phase 5 sounds. In this link you will also find other resources which will help to support your child.

KILMORIE Weekly Learning Letter

Computing

This half term, our computing topic is robot algorithms. We'll be exploring what an algorithm is, why it matters, and how to give precise instructions to a device so it can carry them out accurately. This week, we had to pretend we were computers and give each other instructions to follow. We had lots of fun as we quickly learned that we needed to be very specific with our instructions because our partners didn't know what we were thinking and might understand instructions differently to us. Can you give instructions for your parents to follow at home as if they are a robot? Maybe you could get them to draw something or direct them around your home. You could challenge yourself to direct them around a local park!

Reading – Non-Fiction November:



Our first writing outcome this term is an information booklet about the plague. Non-fiction can spark curiosity, answer questions and help children discover the world around them.

Non-fiction can be found everywhere! From the back of a cereal packet at the breakfast table to the books in your local library. What are you going to read and discover this month?

Have a go at answering the questions below:

Super Seeds

9 Most plants begin their lives as seeds. Even giant
18 trees grow from tiny seeds. This leaves lots of
23 people wanting to know how!

33 Inside each seed is a mini plant. It is protected
44 by a hard shell called a seed coat. There is food
54 inside the seed coat for the plant to use. This
64 mini plant can become a fully grown plant if it
74 has all the things that it needs. It waits until
83 it has the right levels of water, oxygen, light
93 and heat. When it does, the mini seed begins to
99 grow quickly. This is called germination.



Questions



1. What is the hard shell of a seed called?



2. Which word does the author use to describe trees in the second sentence? Tick one.

- even
- they
- giant
- seeds



3. **Most plants begin their lives as seeds.** What does this sentence tell you about some plants?








4. Predict what would happen to the mini plant inside the seed if it did not get the things that it needs.

Weekly Learning Letter

Home learning ideas:

Try making an information poster on what you have discovered from your non-fiction reading. You could bring it in to share with your class.

Can you solve these grammar questions?

<p>Section 1</p>  <p>Oops! Mr Whoops has made TWO punctuation mistakes in his sentence. Can you underline the words that should start with a capital letter?</p> <p>On monday, elena walked her dog along the beach.</p> 	<p>Section 2</p> <p>Add either ? or ! to complete this sentence.</p> <p>What time is it now</p> 	<p>Section 3</p> <p>Write the plural of this word by adding the correct suffix '-s' or '-es':</p> <p>chair</p> <p>one chair</p> <p>two _____</p> 
<p>Section 4</p> <p>Describe one of the animals you can see.</p>  <p>_____</p> <p>_____</p>	<p>Section 5</p> <p>Spell the days of the week.</p> <p>Monday,</p> <p>Tuesday,</p> <p>Wednesday,</p> <p>Th _____</p> <p>F _____</p> <p>S _____</p> <p>Sunday.</p>	<p>Section 6</p> <p>Use numbers 1-3 in order to make a short story. 1 has been done for you.</p> <p>Afterwards, she went outside and cycled to the park with her friends. <input type="radio"/></p> <p>Selma woke up one hot sunny day and got dressed. <input checked="" type="radio"/> 1</p> <p>Once she was changed, she had some tasty cereal for breakfast. <input type="radio"/></p>

Practise your 2-, 5-, and 10-times tables at home by playing fun games on 'Hit the Button' or listening to catchy times tables songs using the links provided.

<https://www.topmarks.co.uk/maths-games/hit-the-button>

<https://www.youtube.com/watch?v=3yf3xgE8wMc>

<https://www.youtube.com/watch?v=2KyDZ7f1RfE>

<https://www.youtube.com/watch?v=3yf3xgE8wMc>

Weekly Learning Letter

Forthcoming events

Tuesday 11th November 2025 – Remembrance Day

Thursday 13th November 2025 – World Kindness Day

Friday 21st November 2025 – Fire Safety Workshop

Wednesday 17th December 2025 – Year 2 Nativity performances – 9.30am and 2.15pm

Educational Visits

- Wednesday 5th November – Elis' class visit to St Paul's Cathedral- leaving school at 9.10am
- Friday 7th November – Rebecca and Will's classes visit to St Paul's Cathedral – leaving school at 9.30am

School website:

Please do [visit our website](#), you can find details of forthcoming events on the [calendar](#) (& you can subscribe to your child/ren's year group so it will auto update your calendar), as well as photos of learning activities including educational visits in the [photo gallery](#), read all about recent events and sporting achievements in the [school news](#) section and much, much more!

Happy learning!

Rebecca, Elis and Will