

Weekly Learning Letter

Date: 9th December 2025

This week in Year 2:

English:

We have been looking at diaries and discussing how they can help us find out about the past. We learnt about the features of a diary entry in preparation for writing our own diary entry about The Great Fire of London. We will use our senses to help us imagine what it might have been like. Diaries are written in the past tense and use the first person, e.g. I, me, my and they also use time adverbials like first, then, next.

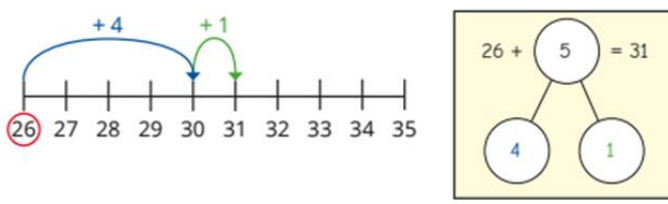


Can you keep a diary about what you did at the weekend? What information will you include? What time words will you use? Remember to write about your feelings and thoughts as well.

Maths / Number:

In maths we have been adding and subtracting two-digit and single digit numbers when bridging to 10.

Here is Ben's method for working out $26 + 5$

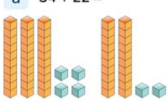
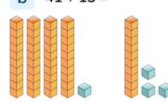

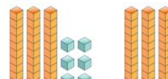


Use Ben's method to work out the additions.

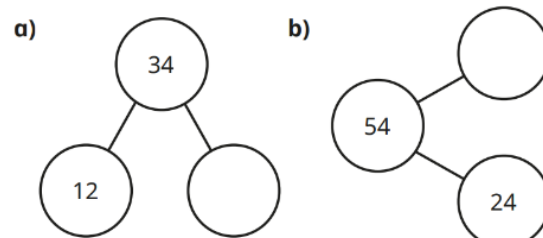
| | | | |
|----------|----------|----------|----------|
| $44 + 8$ | $2 + 19$ | $37 + 6$ | $9 + 59$ |
|----------|----------|----------|----------|

We have also been looking at adding and subtracting two two-digit numbers, we looked at using dienes, bar models, part whole models and number lines to support us.

Complete these calculations.

| | |
|--|--|
| <p>a) $34 + 22 =$</p>  | <p>b) $41 + 13 =$</p>  |
| <p>c) $26 + 22 =$</p>  | <p>d) $36 + 43 =$</p>  |

Work out the missing parts.



Weekly Learning Letter



We have been busy designing and making our moving pictures. The children's design brief was to make a picture of the Great Fire of London which has moving parts. They had to use a slider mechanism and a lever mechanism. They had to think about what the picture could be of and what parts of the picture were going to move.

Next week we will evaluate our pictures and think about what worked well, what problems we had when we were making it, how we solved them and what we would you do differently next time.

Phonics / Spellings:

Below are some of our spelling words from this term. Pick the correct word to go in each sentence. You can make up your own sentences for the other words on the list.

children kind because behind mind climb find eye wild child

I bought my friend a present it is his birthday.

I was late because I could not my bag.

At lunchtime, the went out to play together.

We played hide and seek and I hid the door.

At the zoo, we watched the monkey up a tree.

Weekly Learning Letter

In whole class phonics we have been looking at:

eigh (makes the ai sound) – weigh, eight, neighbour,

aigh (makes the ai sound) straight

ey (makes the ai sound) grey, obery

ea (makes the ai sound) break, great

kn (makes the n sound) – know, knot, knight, knee

gn (makes the n sound) gnaw, gnat, gnome, sign

mb (makes the m sound) crumb, climb, lamb, thumb

Our tricky words are:

busy, beautiful

Please practise these sounds and words at home. Can you use the words in sentences?

Here is a link to a video which will support you in understanding how to say the phase 5 sounds. In this link you will also find other resources which will help to support your child.

<https://www.littlewandle.org.uk/resources/for-parents/>

Reading:

Remember to read every night (someone can read to you, you can read, or you can take it in turns). Can you make predictions about what you think is going to happen?

Can you summarise what you have read? Can you find any new words to use in your writing at school?



The North Pole Times

Breaking News: Rudolph Saves Christmas

6 A red-nosed reindeer saved Christmas in
14 the early hours of this morning. He led
20 Santa's sleigh on the foggiest Christmas
24 Eve in 50 years.



30 Santa very nearly cancelled delivering presents
39 to children all over the world because it was
48 too foggy to drive his sleigh. Santa had the
57 idea to ask young reindeer Rudolph if he could
66 use his bright nose to guide the sleigh through
69 the bad weather.

77 Rudolph was happy to help and all presents
84 were delivered safely thanks to him. Rudolph
93 said, "All of the other reindeer used to laugh
100 and call me names!" Rudolph the red-nosed
106 reindeer, you'll go down in history!

Year 2

Questions



1. Why did Santa nearly cancel delivering presents? Tick one.

- It was foggy.
- It was stormy.
- He was ill.



2. Which word from the text means the same as 'a thought'? Tick one.

- nose
- idea
- night



3. How did Rudolph's nose help in the bad weather?



4. How do you think the other reindeer will treat Rudolph now? Why?

Home learning ideas:

Please send in your Tudor house by Friday 12th December 2025

At the end of our topic, we will be recreating a town from 1666 and the houses need to be a 3D replica of a Tudor house during the Great Fire of 1666. At home, you need to build your own Tudor house and bring it into school. Try to make it out of recycled materials but please make sure it isn't too big!

The Topmarks website has some great online maths games for children. 'Hit the Button' is an interactive maths game with quick fire questions on number bonds and is a great way to improve children's mental maths skills.

<https://www.topmarks.co.uk/maths-games/hit-the-button>

Forthcoming events

Wednesday 17th December 2025 – Year 2 Nativity performances – 9.30am and 2.15pm

Costume Information for the Nativity

We will need your support in terms of sourcing some of the costumes for the Christmas Nativity. Please do not feel you need to buy anything new for the performance.

We have some of the costumes sorted already, if you don't see your child's character below then that means their costume is already organised.

Pig – wear pink



Year 2

Horse – wear brown/beige

Cow – where black and white/brown

Shepherds – wear beige they will also need a tea towel

Star – wear white or anything sparkly- preferably gold/silver/white sparkles

KILMORIE Weekly Learning Letter

Please send your child's costume into school in a bag labelled with their name by **Friday 12th December 2025.**

If at home you have any of the following, please could you send it in we will return it to you once the performance is finished:

Toy phones/walkie talkies

Educational Visits

Wednesday 11th February 2026 – On Wednesday 11 February 2026, Rebecca's and Will's classes will be going on educational trips to The Cutty Sark and The National Maritime Museum. Both classes will depart at 9:20 a.m.

Friday 13th February – Elis' class trip to The Cutty Sark and The National Maritime Museum. Leaving at 9.20am

School website:

Please do [visit our website](#), you can find details of forthcoming events on the [calendar](#) (& you can subscribe to your child/ren's year group so it will auto update your calendar), as well as photos of learning activities including educational visits in the [photo gallery](#), read all about recent events and sporting achievements in the [school news](#) section and much, much more!

This is our last learning letter for this term. We are looking forward to seeing you all at the winter performances. We want to thank you for all for your support this term and we wish you and your families a very happy and hopefully relaxing break, when it comes!

Rebecca, Elis and Will