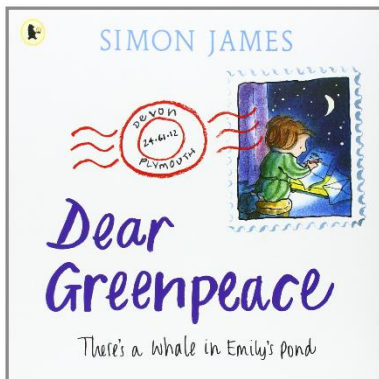


Weekly Learning Letter

Date: Week ending 13th March 2026

This Week in Year 2:

English:



In English we have been continuing to look at our text Dear Greenpeace. We continued our work on conjunctions and began looking at fronted adverbials. A fronted adverbial tells us when or how something happened. Over the weekend, can you write what you did using some fronted adverbials?

In the morning,

Later,

Afterwards,

Later that day,

Carefully,

Excitedly,

Phonics / Spellings:

We will be focussing on these words which contain an 'or' sound:

- taught
- four
- board
- more
- caught







Maths / Number:

We have been continuing to learn about division. The children solved a variety of division problems relating to the 2, 5 and 10 times table. We recapped all the different methods you can use to solve these problems and the children then chose the method that they felt most comfortable with. Next week, we will be starting to look at 2D and 3D shapes. Can you go on a shape hunt around your house and see how many shapes you can find?



Reading:

Remember to keep reading at home and writing in your reading records when you have been reading. Think of your favourite character from a book. Can you describe them? Can you find any other books that have a character similar to your favourite character? Have a go at reading the text below and answer the questions.

 <h3>Fiery Dragon Jelly</h3> <p>9 Did you know that dragons love to eat jelly?</p> <p>12 You Will Need:</p> <p>17 • 2 packets of red jelly</p> <p>19 • hot water</p> <p>22 • 9 hot chillies</p> <p>24 • hot sauce</p> <p>25 Method:</p> <p>37 1. Break up the cubes of jelly and place them into a</p> <p>38 bowl.</p> <p>46 2. Add hot water to the jelly cubes.</p> <p>54 3. Quickly, mix until the liquid is smooth.</p> <p>62 4. Chop up the chillies into small pieces.</p> <p>70 5. Mix the chillies into the jelly liquid.</p> <p>79 6. Carefully, pour the jelly liquid into a mould.</p> <p>88 7. Pop the mixture into the fridge to set.</p> <p>100 8. To serve, pour hot sauce over the top of the jelly.</p> <p>112 Do not make this jelly for your party. It is only a</p> <p>116 tasty snack for dragons!</p> 	<h3>Questions</h3> <p> 1. How many hot chillies do you need to add to the jelly?</p> <p>_____</p> <p> 2. Why is the word carefully used when pouring the jelly liquid?</p> <p>_____</p> <p>_____</p> <p> 3. Why do you think that dragons like chillies and hot sauce with their jelly?</p> <p>_____</p> <p>_____</p> <p> 4. Sum up why you should not make this jelly for your party in 20 words or fewer.</p> <p>_____</p> <p>_____</p>
---	--

Forthcoming events / visits:

- **Friday 13th March** – Will's class assembly
- **Wednesday 25th March** – Elis' class trip to Dulwich College to see the James Caird boat
- **Thursday 26th March** – Rebecca's and Will's class trip to Dulwich College to see the James Caird boat
- **Thursday 14th May** – Elis' class trip to The Horniman Museum
- **Friday 15th May** – Rebecca and Will's class trip to The Horniman Museum



Year 2

Weekly Learning Letter

School website: School website

Please do [visit our website](#), you can find details of forthcoming events on the [calendar](#) (& you can subscribe to your child/ren's year group so it will auto update your calendar), as well as photos of learning activities including educational visits in the [photo gallery](#), read all about recent events and sporting achievements in the [school news](#) section and much, much more!

Happy learning!

Rebecca, Will and Elis