

Weekly Learning Letter

Date: Week ending 20th March 2026

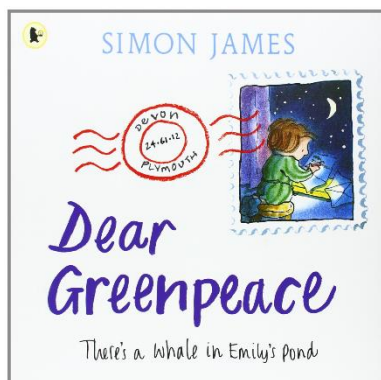
What a brilliant week we have had in year 2!

We have been working on our DT project for this half term which is to make our own egg protectors. We have had a great time evaluating different types of egg boxes and testing out different materials. Our final outcome will be an egg protector for a penguin egg which will need to get across Antarctica safely!



Week in Year 2:

English:



In English we have been continuing to look at our text Dear Greenpeace. We have begun writing our letter to Greenpeace explaining which endangered animal we have found and which strange place we found it in. We included the facts we have learnt about that animal and the worries we have about what will happen to it if it isn't returned to Antarctica. We had to include expanded noun phrases, conjunctions and fronted adverbials!

Imagine you are on an adventure anywhere in the world and you discover an endangered animal. What animal did you find? Can you research some facts about it?

Phonics / Spellings:

We will be focussing on these words which contain the 'ai' sound:

- eight
- break
- great
- grey
- straight

Maths / Number:

This week in maths we have been learning about 2D and 3D shapes. The children have been remembering all of the shapes that they know and the properties of those shapes. As well as this, we have been learning about what polygons and quadrilaterals are and how to identify them.

Ron is finding polygons.


I know a polygon is a closed 2-D shape that has straight sides.



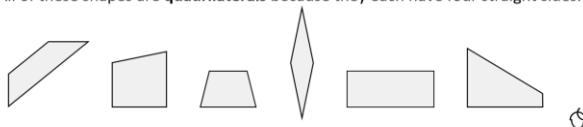
Which shapes are polygons?



A **quadrilateral** is a shape with four straight sides.



All of these shapes are **quadrilaterals** because they each have four straight sides.



Reading:

Remember to keep reading at home and writing in your reading records when you have been reading. Think of your 3 favourite books. Where are they set? What is the place like? How would you describe it? Do they have anything in common? Now pick one and imagine you are describing to someone who can't see how would you explain to them what the setting is like?

Have a go at reading the text below and answer the questions.



Enchanted Forest

8 The old trees gaze down upon the glittering
15 pathways that weave among them. They lead
24 this way and that, twisting and turning in every
31 direction. A collection of wonderful perfumes waft
39 down each narrow path and beautiful flowers line
41 the routes.

48 Soft moss carpets the floor and spotted
54 toadstools peep out from behind tree
59 stumps and feathery ferns. The
64 gentle tinkling of bells glides
70 through the air and gently mixes
75 with the sound of birdsong.

80 Stardust rains down into a
84 sunbeam-filled glade. It glistens
91 in the light like jewels and brings
97 with it a sense of calm.

Questions



1. Which of the following adjectives is used to describe the perfumes? Tick one.

- glittered
 wonderful
 beautiful



2. What is the first thing that is described in the enchanted forest?



3. Write a different title for this text.



4. **The gentle tinkling of bells glides through the air and gently mixes with the sound of birdsong.**
How does this description make you feel?



Home learning ideas:

Go on a walk in your local area. Can you draw a map of where you have been and write your own directions using North, East, South and West? Remember to include a key for your map! While on your walk, see what different materials you can spot in the environment. Can you talk about the different properties those materials have?

Forthcoming events / visits:

- **Wednesday 25th March** – Elis' class trip to Dulwich College to see the James Caird boat
- **Thursday 26th March** – Rebecca's and Will's class trip to Dulwich College to see the James Caird boat
- **Thursday 14th May** – Elis' class trip to The Horniman Museum
- **Friday 15th May** – Rebecca and Will's class trip to The Horniman Museum

School website: School website

Please do [visit our website](#), you can find details of forthcoming events on the [calendar](#) (& you can subscribe to your child/ren's year group so it will auto update your calendar), as well as photos of learning activities including educational visits in the [photo gallery](#), read all about recent events and sporting achievements in the [school news](#) section and much, much more!

Happy learning!

Rebecca, Will and Elis