

## Weekly Learning Letter

Date: Week ending 8th May 2026

This week in Year 2:

English:

We enjoyed reading, writing and reciting poems based on Lila and the Secret of Rain story.



We used rhyming words, emotions and repetition of words, phrases and lines.

This created rhythm when we read and performed the poems and clearly showed what the message in the poem was.

### **I like the rain**

I like the sound of rain,  
Pitter-patter on the roof again.  
It taps and drops, soft and sweet,  
Cooling the earth beneath my feet.

I like to feel the rain,  
Falling on the dusty plain.  
It helps the maize and flowers grow,  
And makes the rivers start to flow.

I like to watch the rain,  
Splashing on the dry ground again.  
Children cheer and dance outside  
Smiles and laughter, arms open wide!

### **I Have the Secret of Rain**

I have the secret of rain,  
**I can be brave, I can be strong.**  
I walk and walk, through the dry land,  
**I have the secret of rain all along.**

I smile inside, I trust my heart,  
**I feel the rain will soon start.**  
I walk and walk, through dusty ground,  
**I have the secret of rain.**







Phonics / Spellings:

We are learning the spellings of words with apostrophe for possession, this is used to show that something belongs to someone: Lila's grandfather, Sid's book, the girl's pen. Remember that not all the words ending in 's' needs an apostrophe:

**girls** is plural not possession.



Look at the images and write the phrase saying who the item belongs to. The first one has been done for you.

 school bag	belonging to	 Benji	=	Benji's school bag
 school	belonging to	 the children	=	
 diary	belonging to	 Freya	=	

Re- write the following sentences so that they contain an apostrophe for possession. The first one has been done for you.

1. Charlie is looking at the hoop that belongs to Isla.

*Charlie is looking at Isla's hoop.*

2. I ate a big slice of cake that belongs to Tim.
3. These are the parents that belong to Aleena.
4. Chloe got paint in the hair that belongs to Luna.
5. After playing all day, I had to lie down on the sofa that belongs to Derek.
6. I washed the car that belongs to my uncle.
7. Serena broke the necklace that belonged to her mum.



## Challenge

# KILMORIE

Tricky words: thought and through

# Weekly Learning Letter

whole and hole

Write sentences to show that you know the difference in the meaning of these words.

## Maths / Number:

Mental Maths: Recapping and learning strategies for subtracting and adding 10:

<https://www.topmarks.co.uk/maths-games/hit-the-button>

$65 - 10 = 55$  I know  $6 - 1 = 5$ , I also know that  $60 - 10 = 50$

Solve these calculations:

$$47 - 10 = \quad 39 + 10 = \quad 61 - 10 =$$

$$57 + 10 = \quad 78 - 10 = \quad 99 - 10 =$$

Challenge:  $47 - 20 =$        $39 + 20 =$        $61 - 30 =$

$$77 - \underline{\quad} = 47 \quad \underline{\quad} + 20 = 86 \quad 64 - \underline{\quad} = 14$$



In Art we have continued working with ideas inspired and designed by an Austrian architect called Friedensreich Hundertwass. We discussed building design, and we will be using our ideas to make our own buildings for a hot climate.

Please could you collect, recycle some resources and send to class to help us with our project: cardboard boxes similar to shoe box size, lolly pop sticks or thin craft wooden pieces. Thank you.

## Reading:

Remember to keep reading at home, focus on different stories and write in your journal the titles of what you have been reading.

When you read stories focus on words how a story begins. What makes it exciting so you want to read the story? Make a list of exciting words used at the beginning of the story.

## Weekly Learning Letter

### Forthcoming events / visits:

**Thursday 14th May** – Elis' class trip to The Horniman Museum

**Friday 15th May** – Rebecca and Will's class trip to The Horniman Museum

**Sports Day – Thursday 21 May Years 1 - 6**

### School website: School website

Please do [visit our website](#), you can find details of forthcoming events on the [calendar](#) (& you can subscribe to your child/ren's year group so it will auto update your calendar), as well as photos of learning activities including educational visits in the [photo gallery](#), read all about recent events and sporting achievements in the [school news](#) section and much, much more!

Happy learning!

Elis, Rebecca, and Will